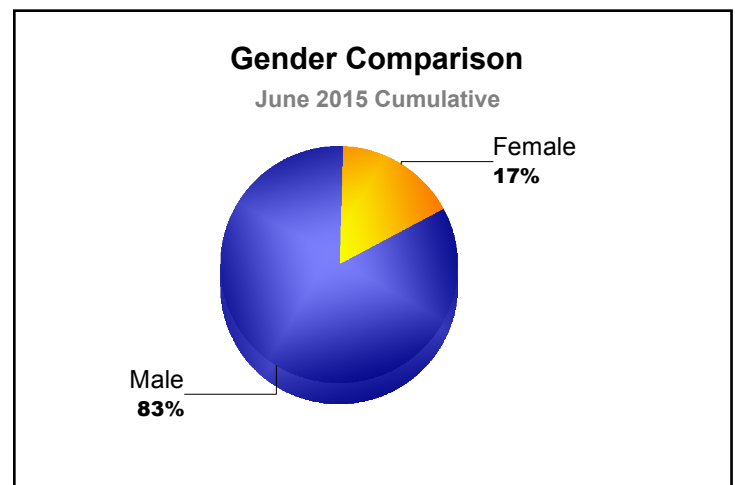
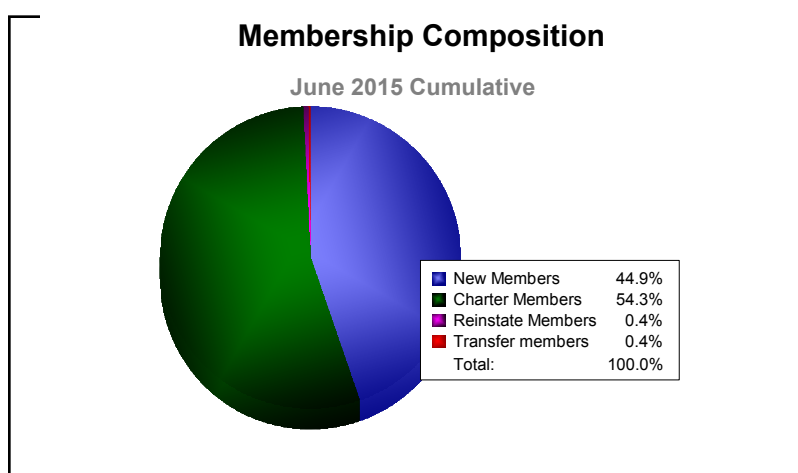
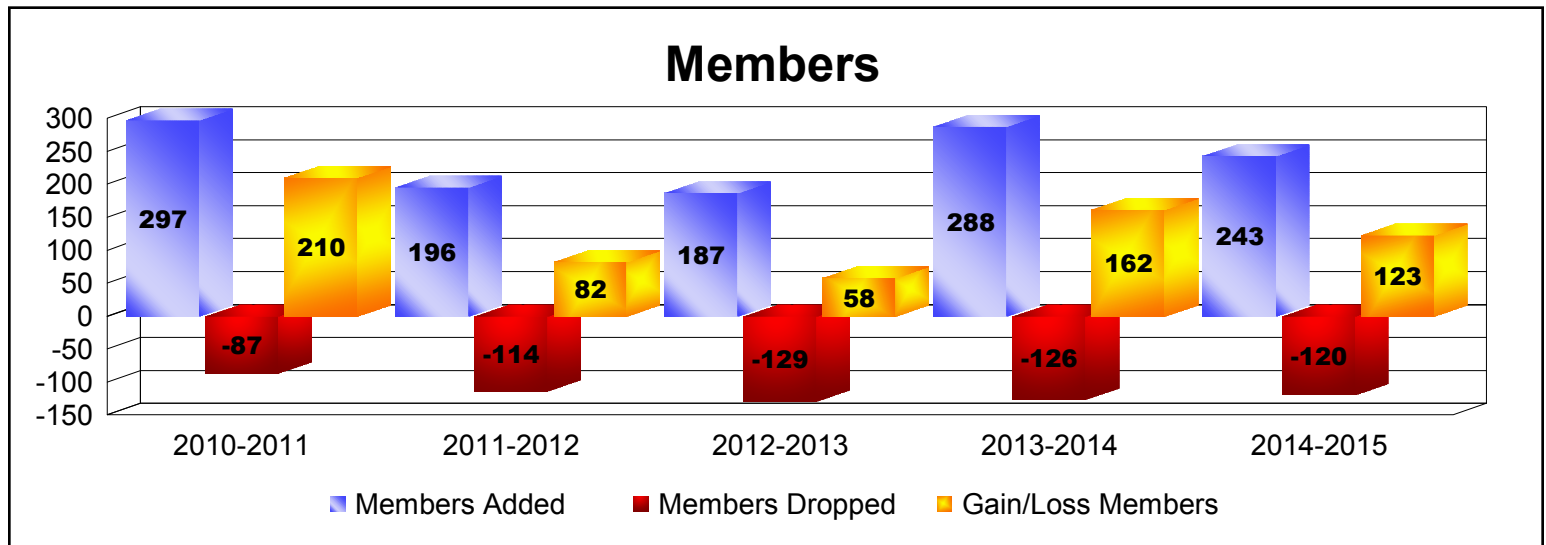
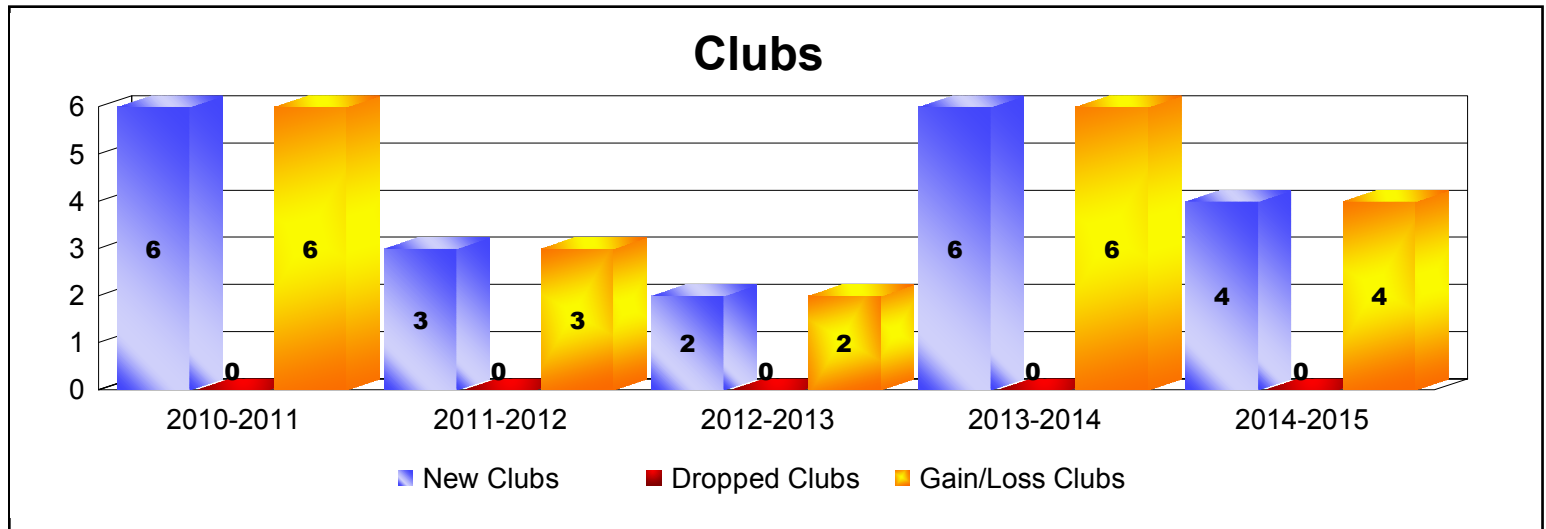
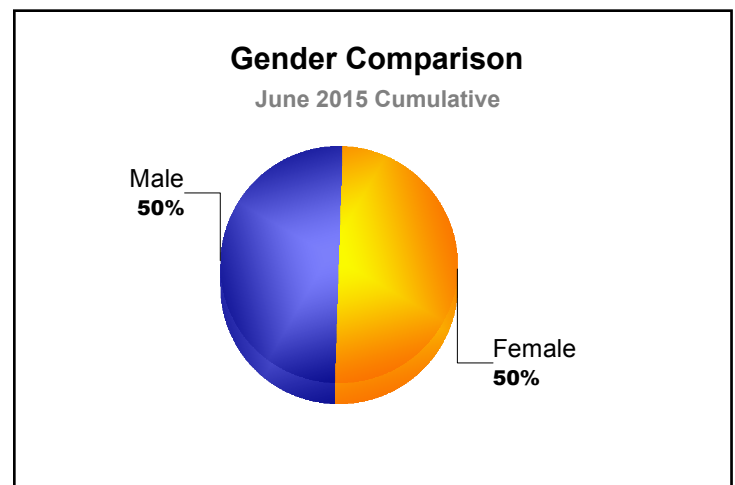
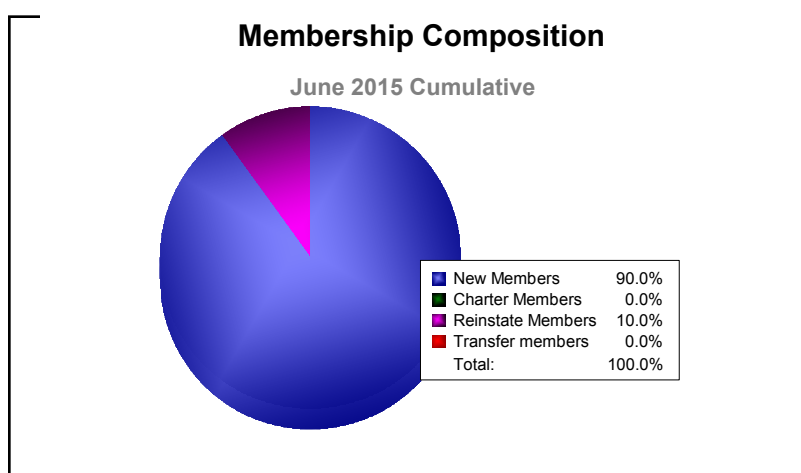
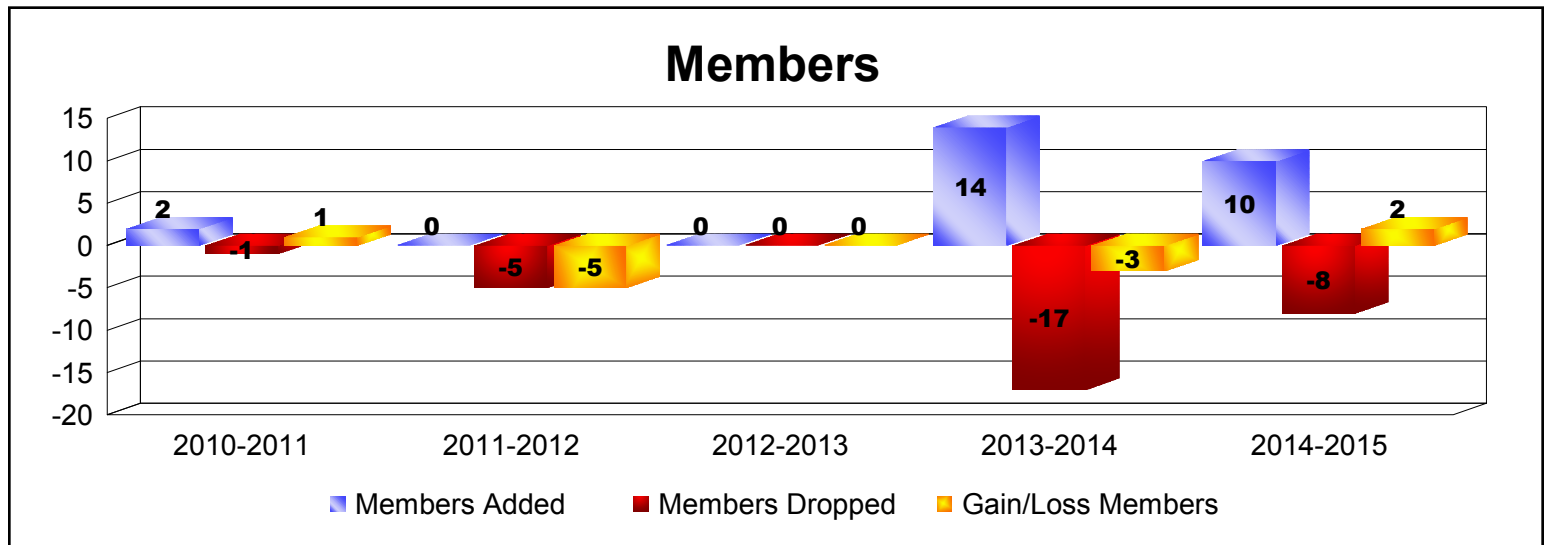
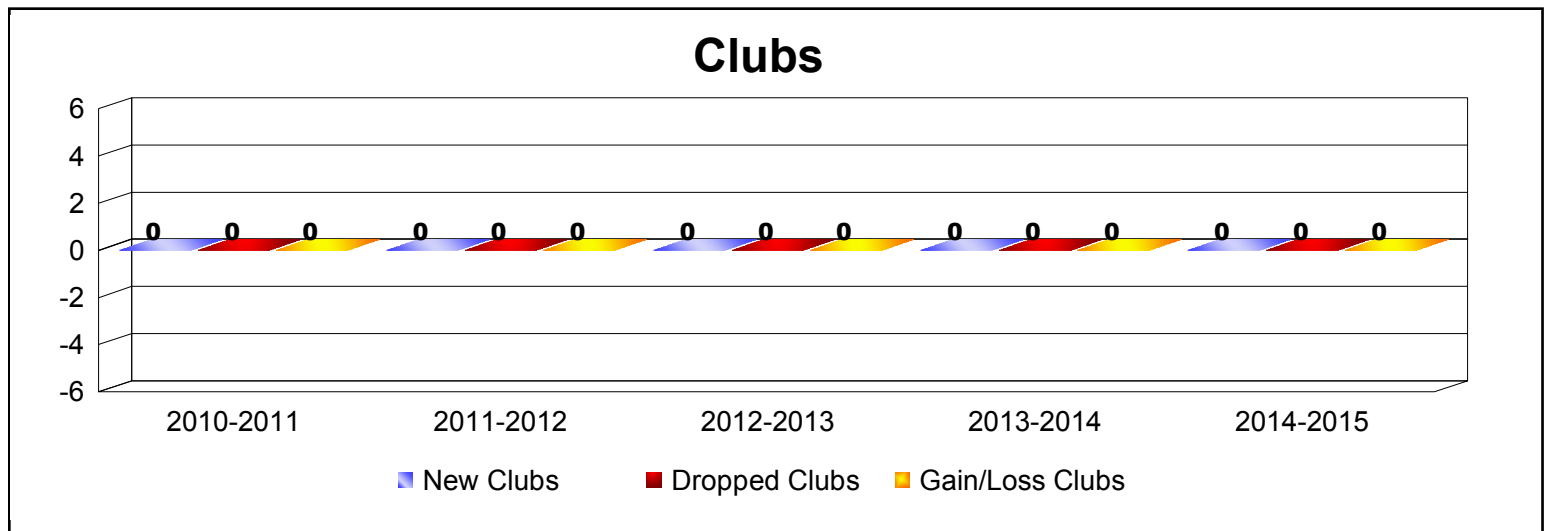


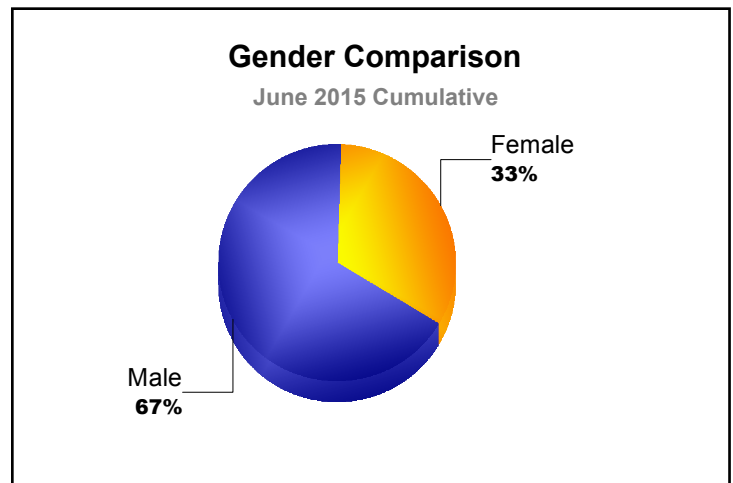
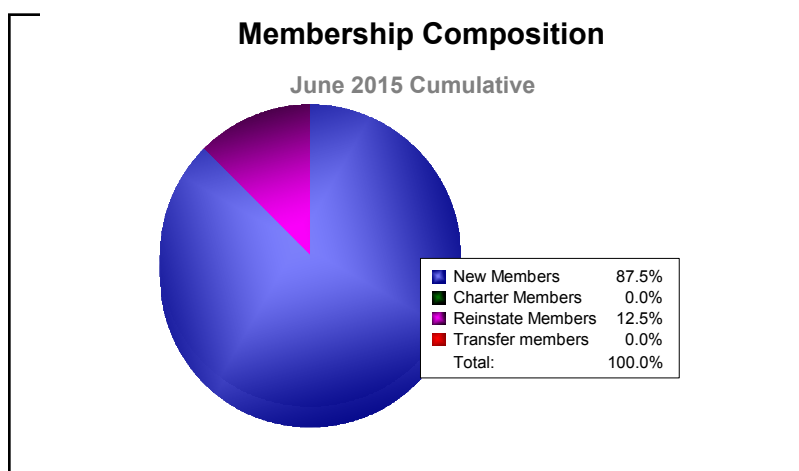
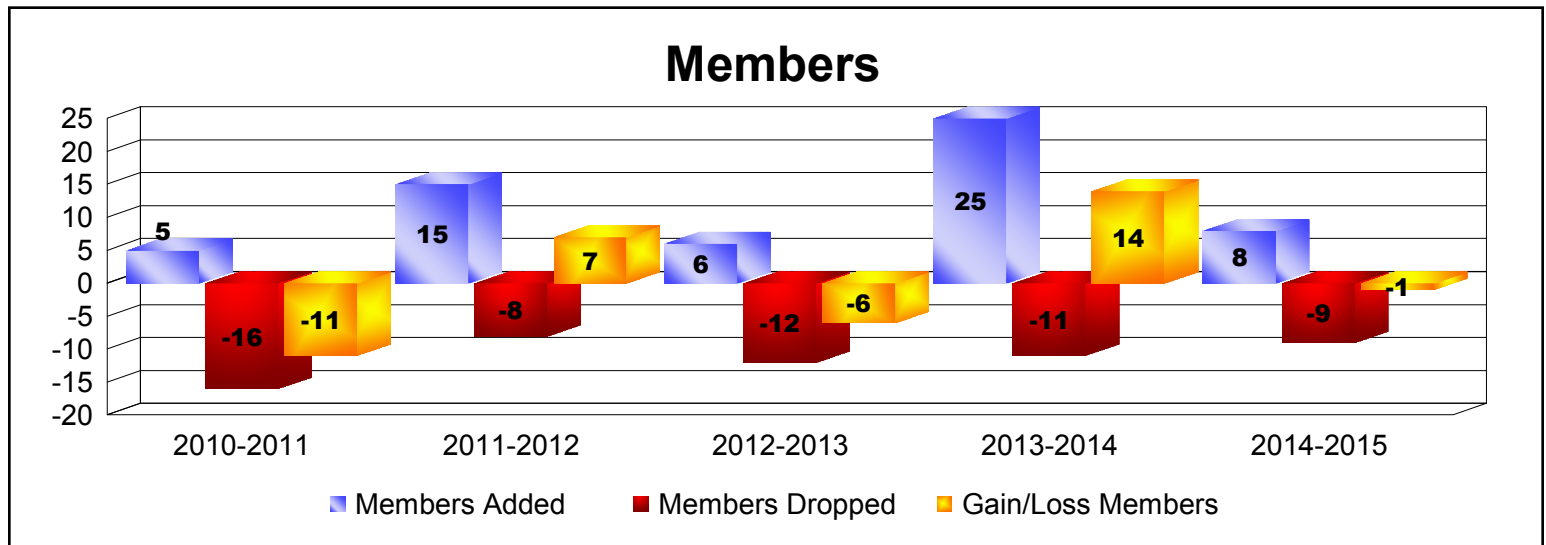
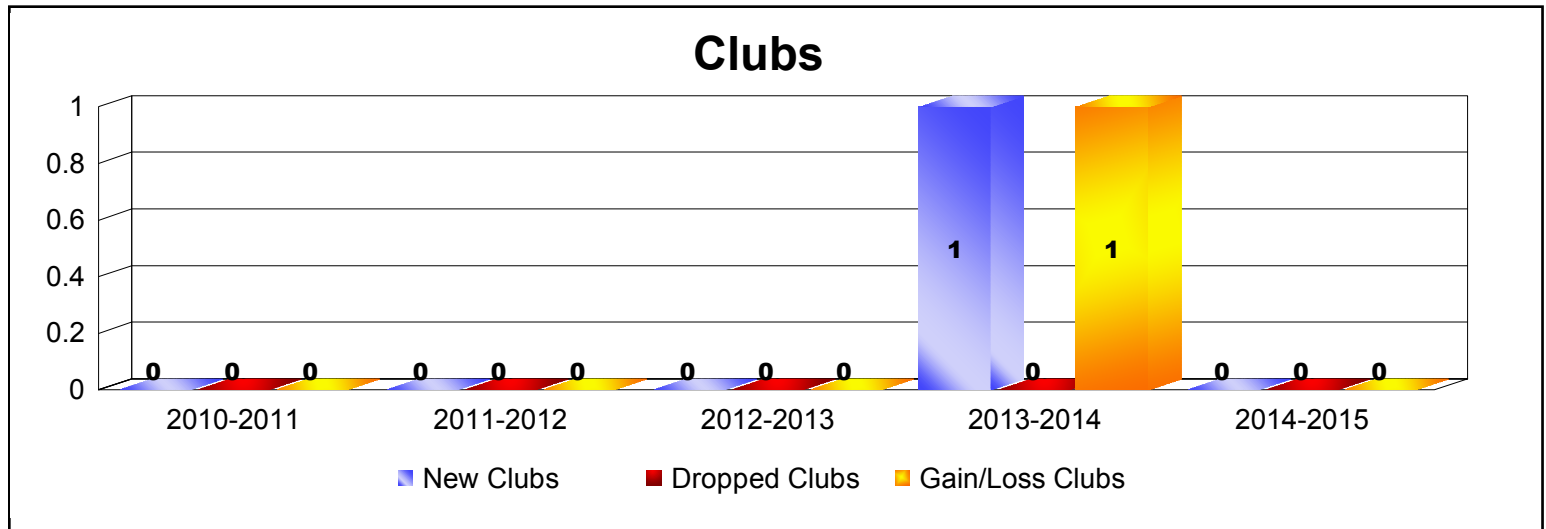
| Year | New Clubs | Dropped Clubs | Gain/ Loss Clubs | New Members | Charter Members | Reinstate Members | Transfer Members | Total Member Added | Total Members Dropped | Gain/ Loss Members |
|----------------|-----------|---------------|------------------|-------------|-----------------|-------------------|------------------|--------------------|-----------------------|--------------------|
| 2010-2011 | 6 | 0 | 6 | 103 | 181 | 13 | 0 | 297 | -87 | 210 |
| 2011-2012 | 3 | 0 | 3 | 69 | 96 | 31 | 0 | 196 | -114 | 82 |
| 2012-2013 | 2 | 0 | 2 | 98 | 61 | 26 | 2 | 187 | -129 | 58 |
| 2013-2014 | 6 | 0 | 6 | 114 | 166 | 8 | 0 | 288 | -126 | 162 |
| 2014-2015 | 4 | 0 | 4 | 109 | 132 | 1 | 1 | 243 | -120 | 123 |
| Average | 4 | 0 | 4 | 99 | 127 | 16 | 1 | 242 | -115 | 127 |



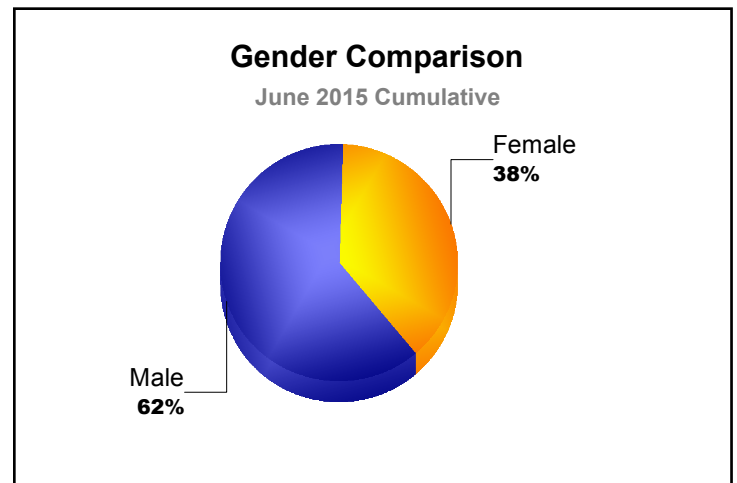
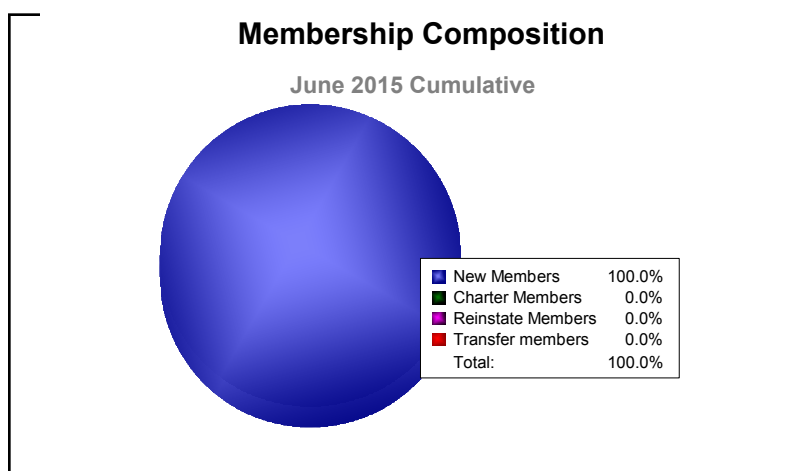
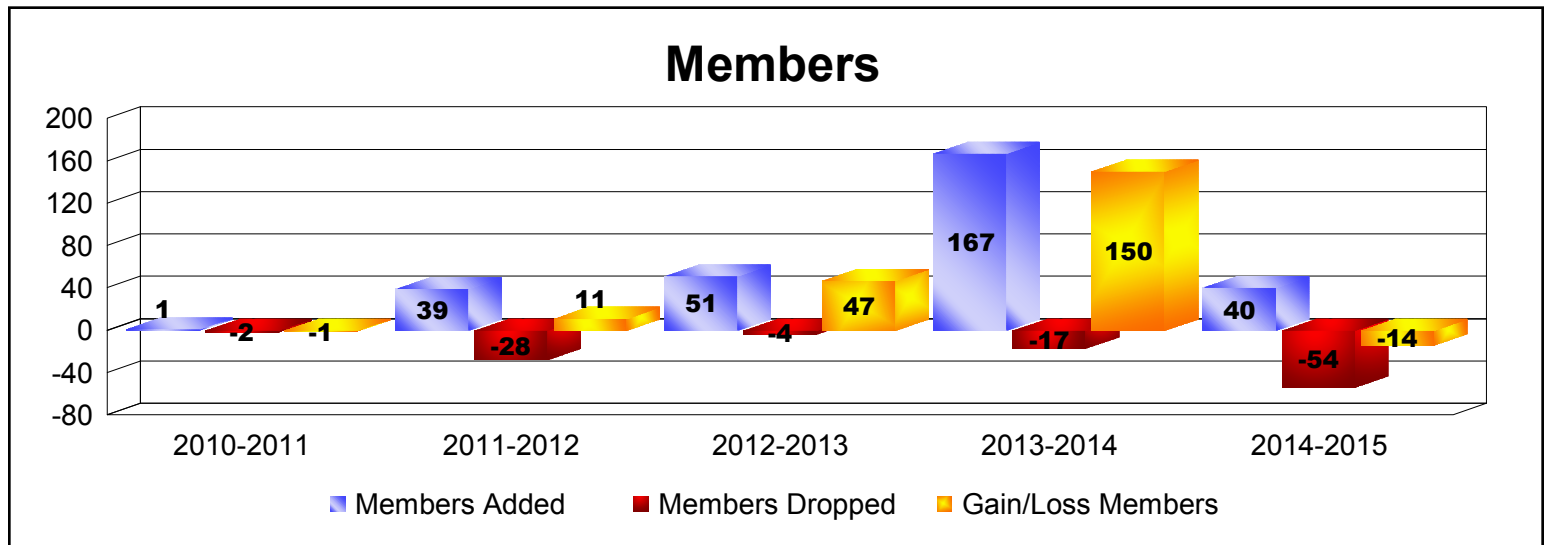
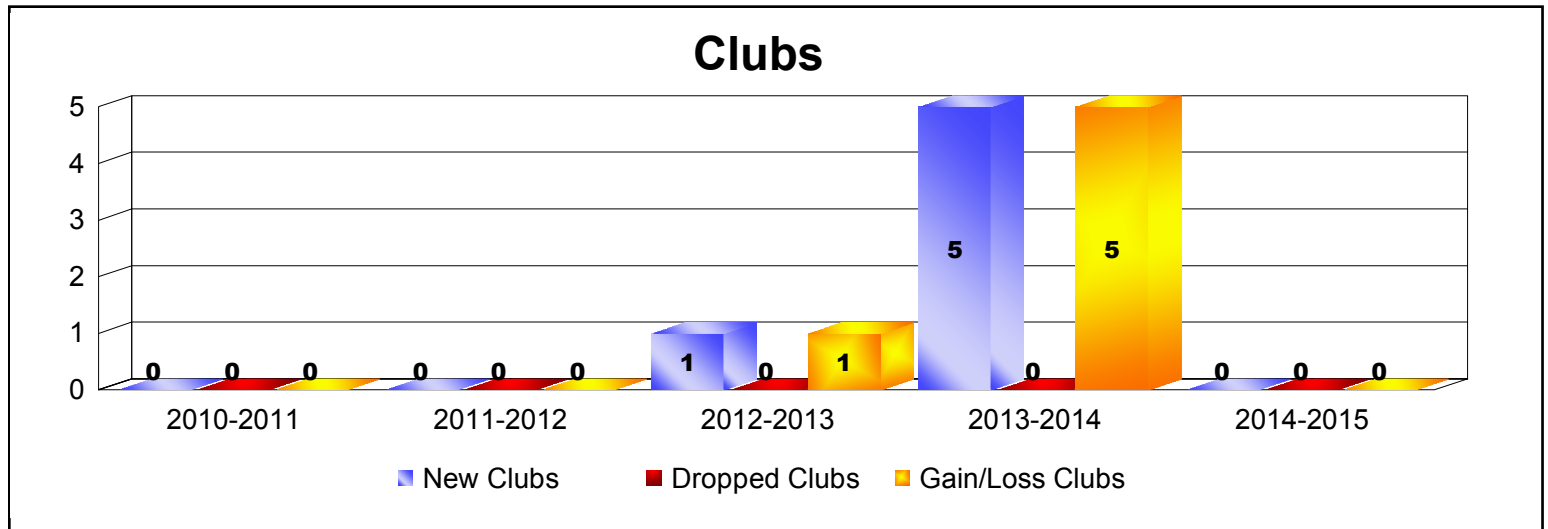
| Year | New Clubs | Dropped Clubs | Gain/ Loss Clubs | New Members | Charter Members | Reinstate Members | Transfer Members | Total Member Added | Total Members Dropped | Gain/ Loss Members |
|----------------|-----------|---------------|------------------|-------------|-----------------|-------------------|------------------|--------------------|-----------------------|--------------------|
| 2010-2011 | 0 | 0 | 0 | 2 | 0 | 0 | 0 | 2 | -1 | 1 |
| 2011-2012 | 0 | 0 | 0 | 0 | 0 | 0 | 0 | 0 | -5 | -5 |
| 2012-2013 | 0 | 0 | 0 | 0 | 0 | 0 | 0 | 0 | 0 | 0 |
| 2013-2014 | 0 | 0 | 0 | 2 | 5 | 7 | 0 | 14 | -17 | -3 |
| 2014-2015 | 0 | 0 | 0 | 9 | 0 | 1 | 0 | 10 | -8 | 2 |
| Average | 0 | 0 | 0 | 3 | 1 | 2 | 0 | 5 | -6 | -1 |



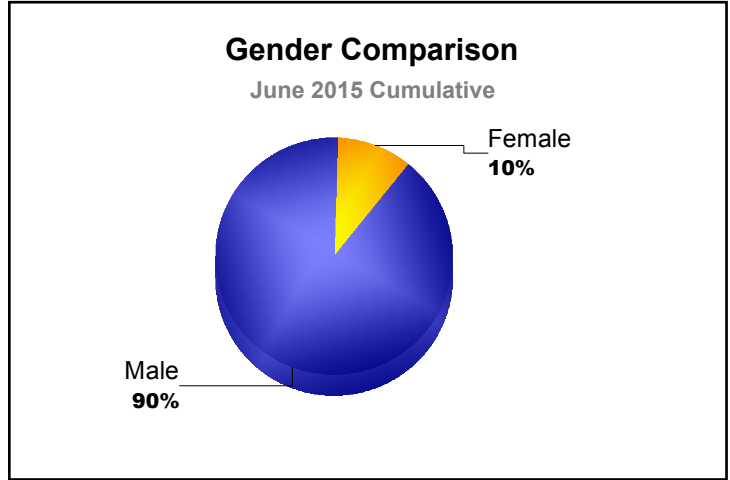
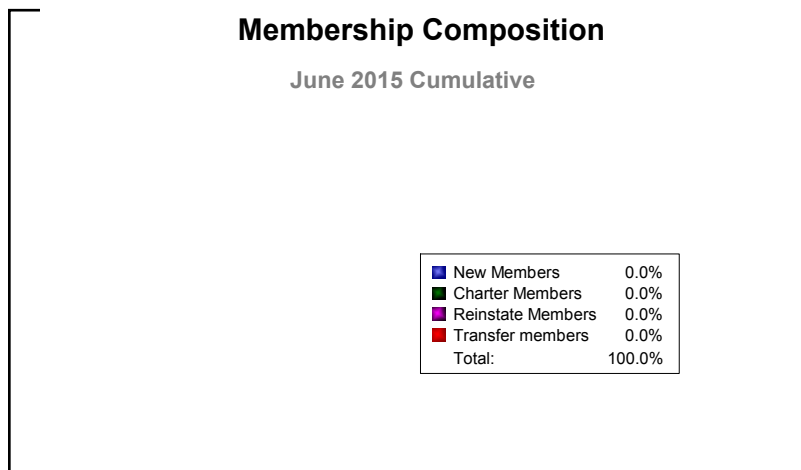
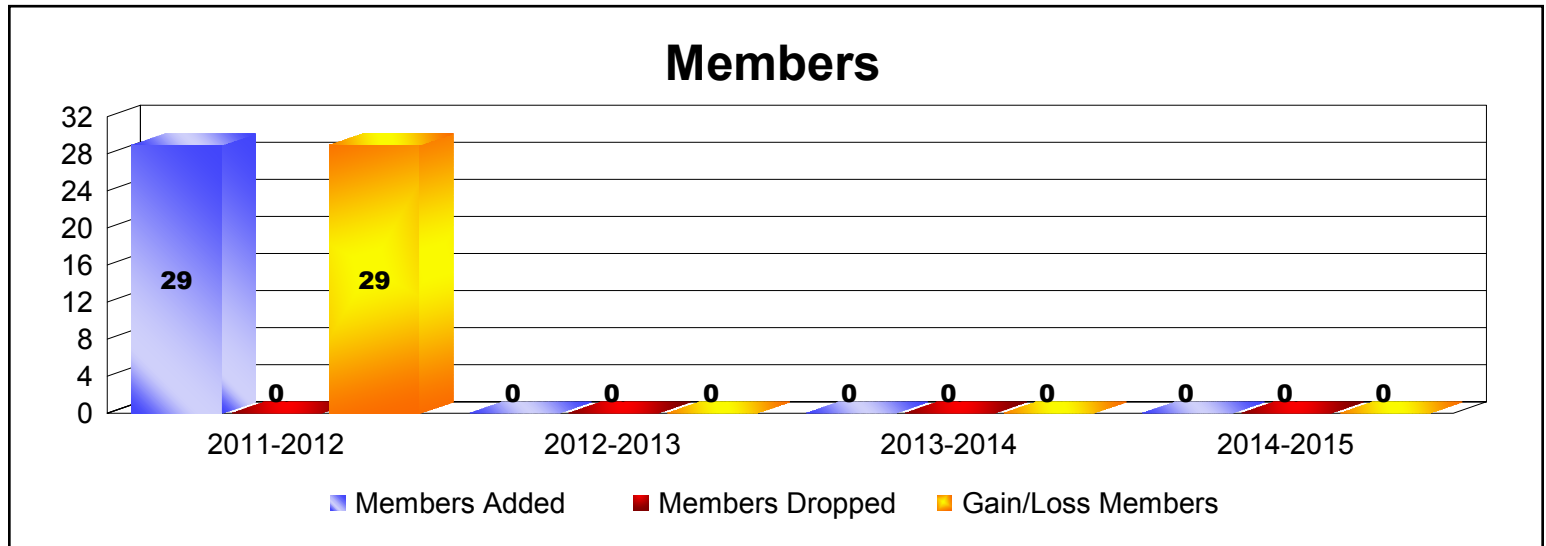
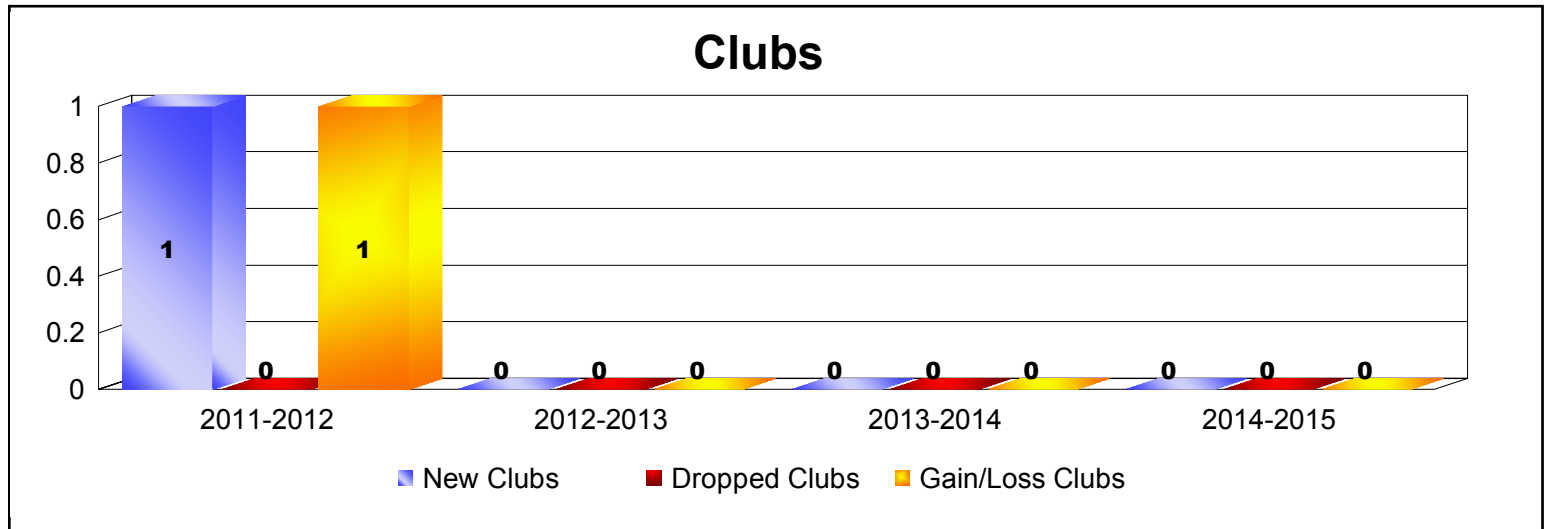
| Year | New Clubs | Dropped Clubs | Gain/ Loss Clubs | New Members | Charter Members | Reinstate Members | Transfer Members | Total Member Added | Total Members Dropped | Gain/ Loss Members |
|----------------|-----------|---------------|------------------|-------------|-----------------|-------------------|------------------|--------------------|-----------------------|--------------------|
| 2010-2011 | 0 | 0 | 0 | 5 | 0 | 0 | 0 | 5 | -16 | -11 |
| 2011-2012 | 0 | 0 | 0 | 14 | 0 | 1 | 0 | 15 | -8 | 7 |
| 2012-2013 | 0 | 0 | 0 | 6 | 0 | 0 | 0 | 6 | -12 | -6 |
| 2013-2014 | 1 | 0 | 1 | 5 | 20 | 0 | 0 | 25 | -11 | 14 |
| 2014-2015 | 0 | 0 | 0 | 7 | 0 | 1 | 0 | 8 | -9 | -1 |
| Average | 0 | 0 | 0 | 7 | 4 | 0 | 0 | 12 | -11 | 1 |



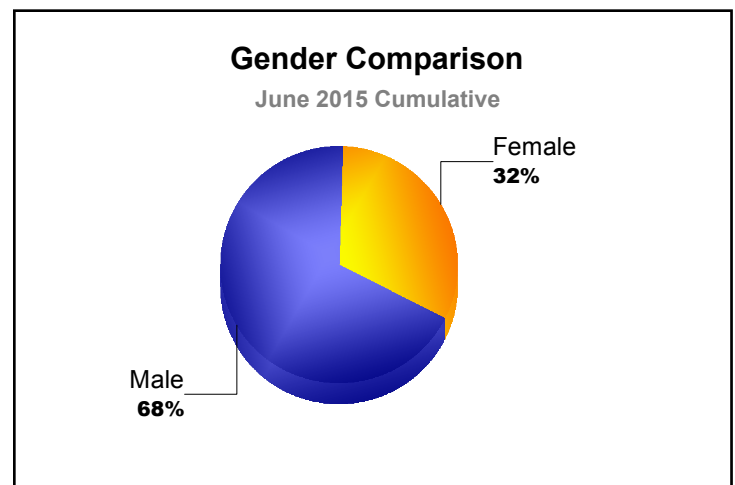
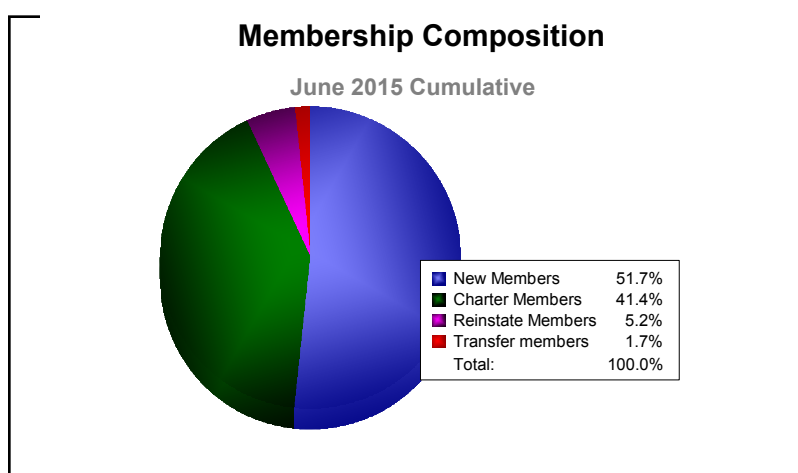
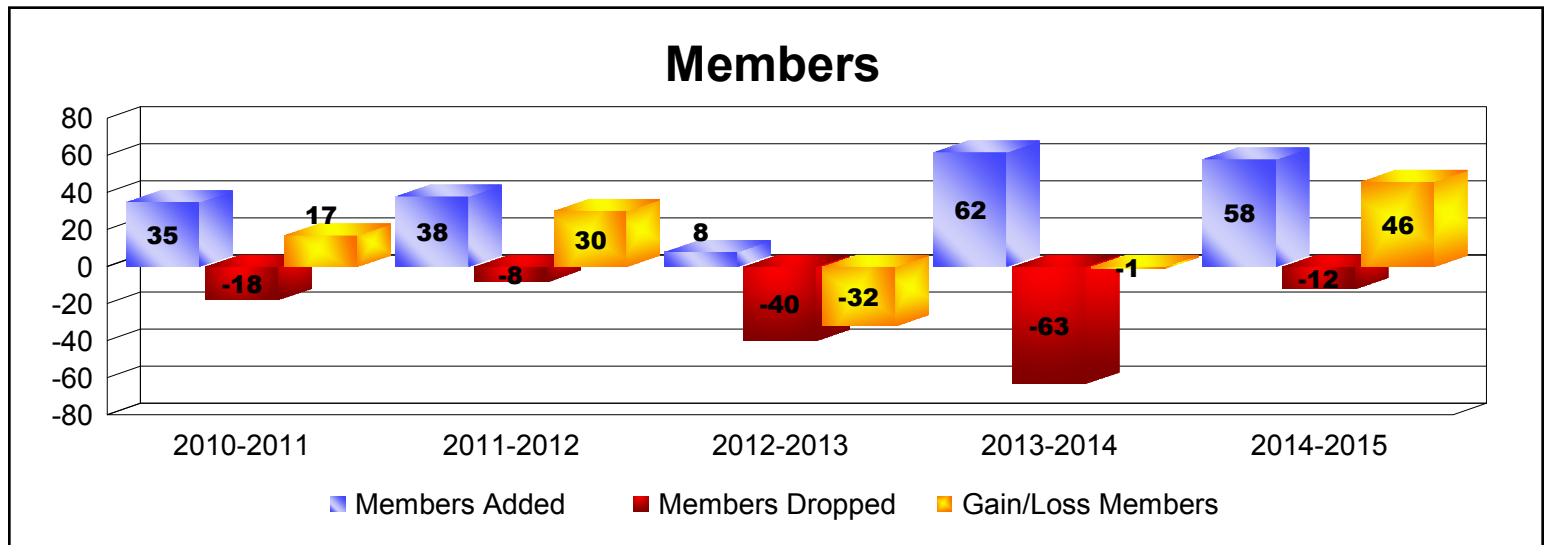
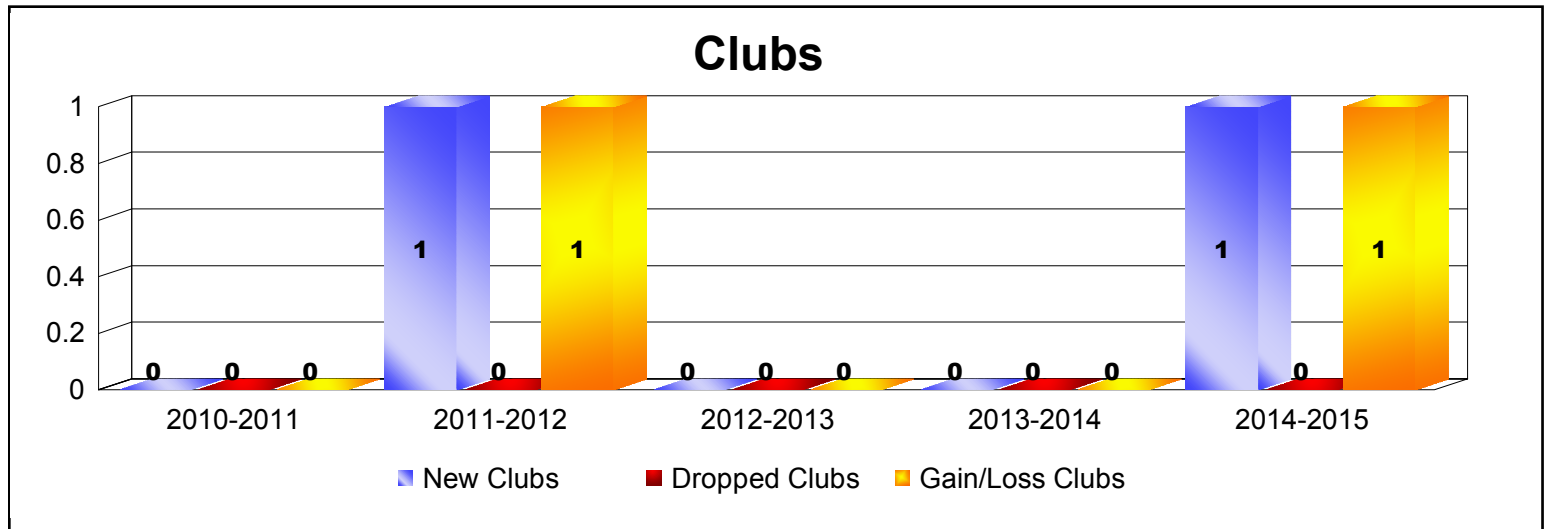
| Year | New Clubs | Dropped Clubs | Gain/ Loss Clubs | New Members | Charter Members | Reinstate Members | Transfer Members | Total Member Added | Total Members Dropped | Gain/ Loss Members |
|----------------|-----------|---------------|------------------|-------------|-----------------|-------------------|------------------|--------------------|-----------------------|--------------------|
| 2010-2011 | 0 | 0 | 0 | 1 | 0 | 0 | 0 | 1 | -2 | -1 |
| 2011-2012 | 0 | 0 | 0 | 21 | 0 | 18 | 0 | 39 | -28 | 11 |
| 2012-2013 | 1 | 0 | 1 | 26 | 23 | 1 | 1 | 51 | -4 | 47 |
| 2013-2014 | 5 | 0 | 5 | 25 | 142 | 0 | 0 | 167 | -17 | 150 |
| 2014-2015 | 0 | 0 | 0 | 40 | 0 | 0 | 0 | 40 | -54 | -14 |
| Average | 1 | 0 | 1 | 23 | 33 | 4 | 0 | 60 | -21 | 39 |



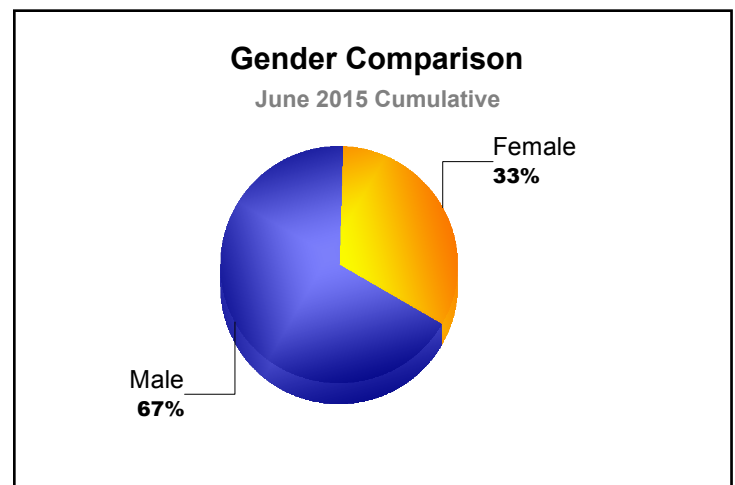
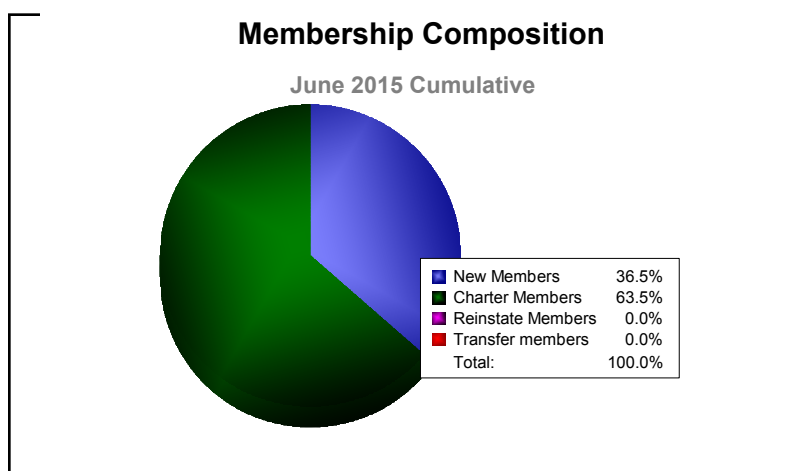
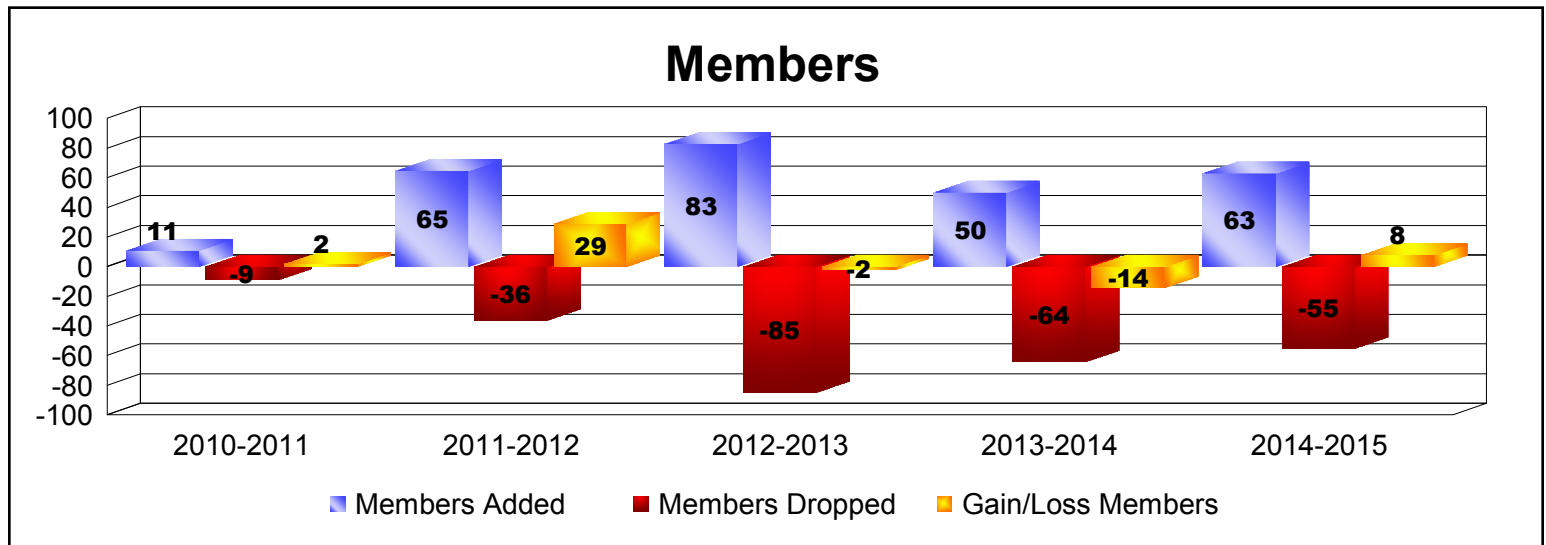
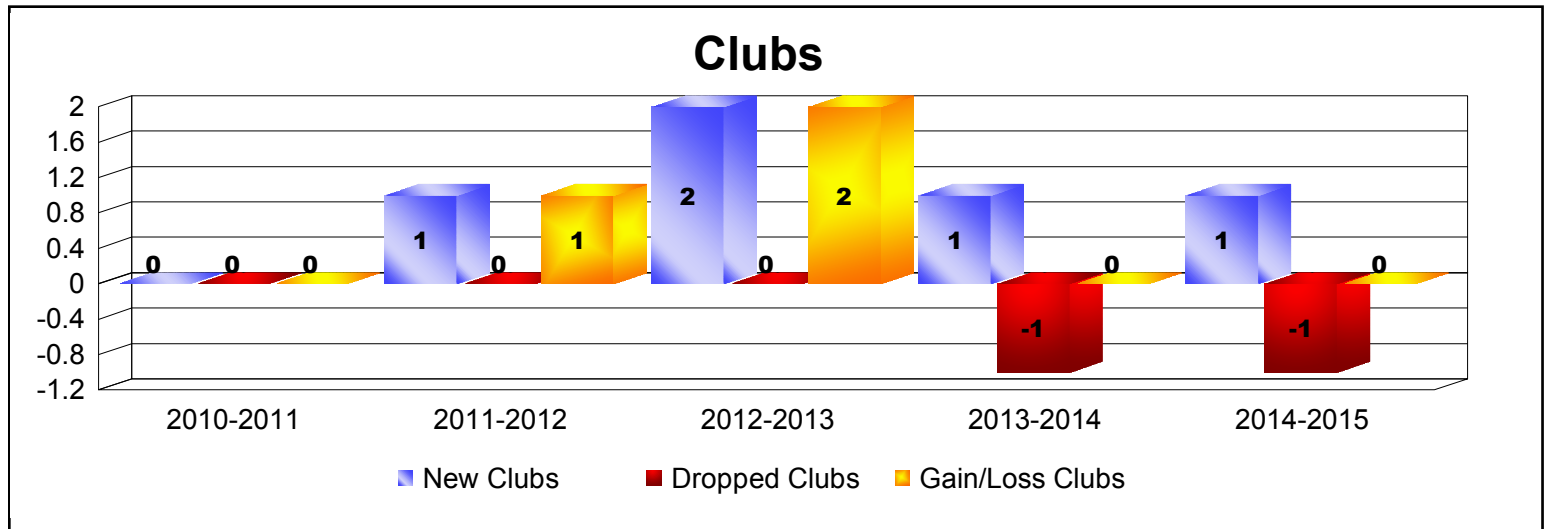
| Year | New Clubs | Dropped Clubs | Gain/ Loss Clubs | New Members | Charter Members | Reinstate Members | Transfer Members | Total Member Added | Total Members Dropped | Gain/ Loss Members |
|----------------|-----------|---------------|------------------|-------------|-----------------|-------------------|------------------|--------------------|-----------------------|--------------------|
| 2011-2012 | 1 | 0 | 1 | 0 | 29 | 0 | 0 | 29 | 0 | 29 |
| 2012-2013 | 0 | 0 | 0 | 0 | 0 | 0 | 0 | 0 | 0 | 0 |
| 2013-2014 | 0 | 0 | 0 | 0 | 0 | 0 | 0 | 0 | 0 | 0 |
| 2014-2015 | 0 | 0 | 0 | 0 | 0 | 0 | 0 | 0 | 0 | 0 |
| Average | 0 | 0 | 0 | 0 | 7 | 0 | 0 | 7 | 0 | 7 |



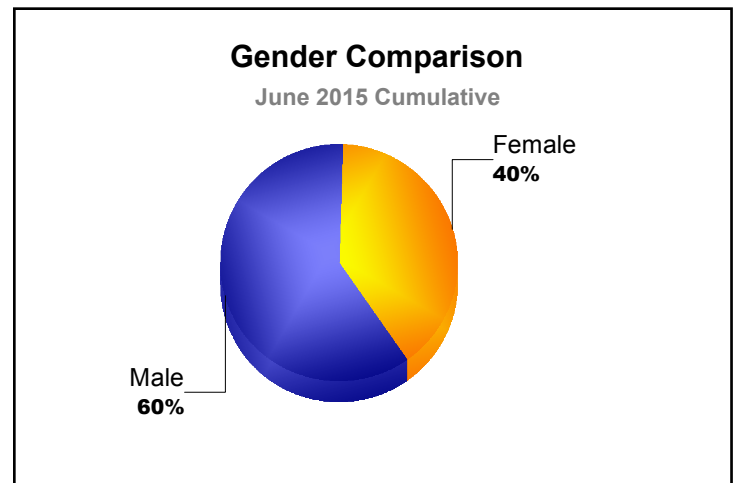
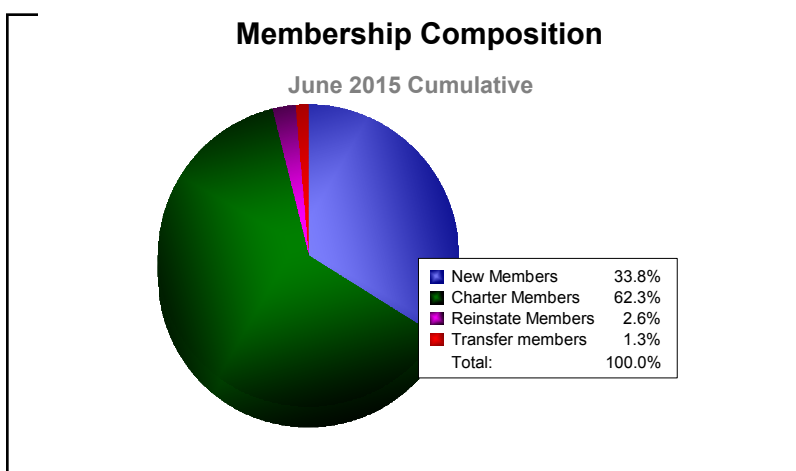
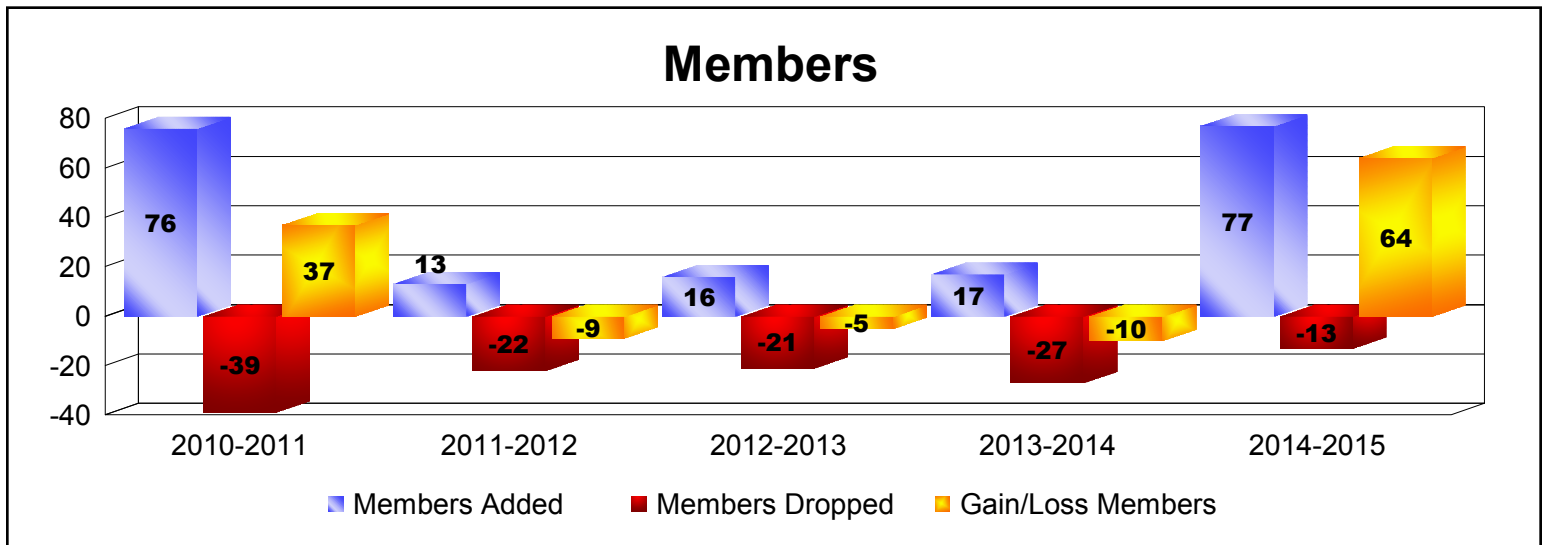
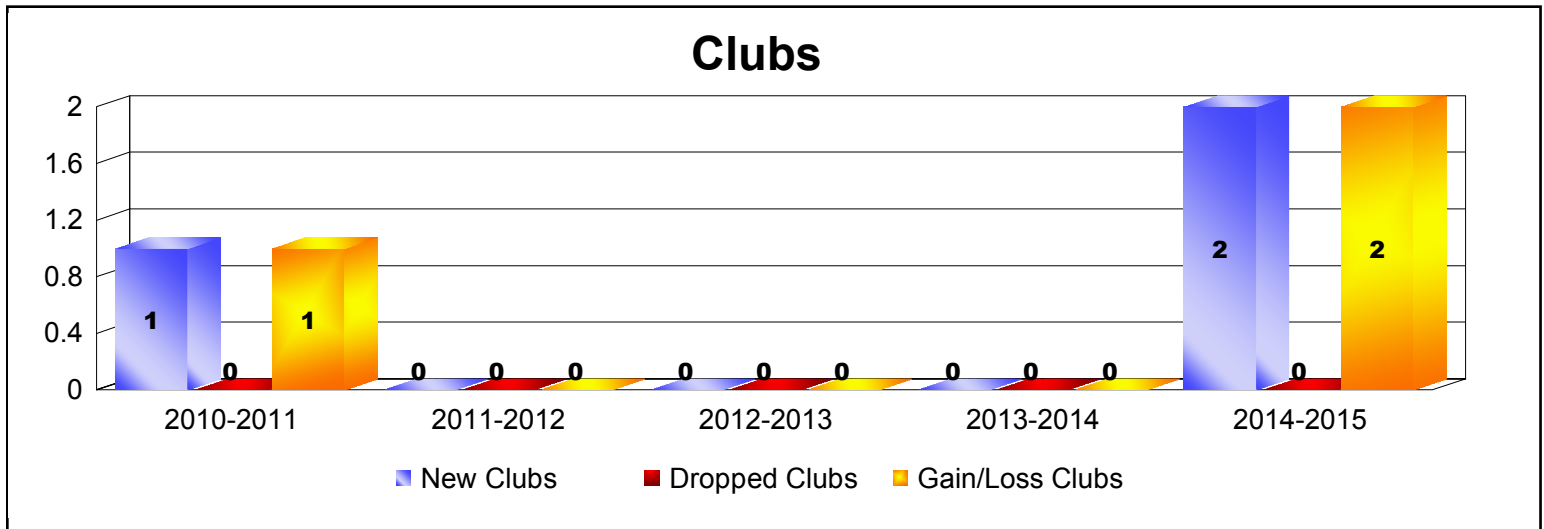
| Year | New Clubs | Dropped Clubs | Gain/ Loss Clubs | New Members | Charter Members | Reinstate Members | Transfer Members | Total Member Added | Total Members Dropped | Gain/ Loss Members |
|----------------|-----------|---------------|------------------|-------------|-----------------|-------------------|------------------|--------------------|-----------------------|--------------------|
| 2010-2011 | 0 | 0 | 0 | 32 | 0 | 2 | 1 | 35 | -18 | 17 |
| 2011-2012 | 1 | 0 | 1 | 7 | 31 | 0 | 0 | 38 | -8 | 30 |
| 2012-2013 | 0 | 0 | 0 | 8 | 0 | 0 | 0 | 8 | -40 | -32 |
| 2013-2014 | 0 | 0 | 0 | 34 | 20 | 7 | 1 | 62 | -63 | -1 |
| 2014-2015 | 1 | 0 | 1 | 30 | 24 | 3 | 1 | 58 | -12 | 46 |
| Average | 0 | 0 | 0 | 22 | 15 | 2 | 1 | 40 | -28 | 12 |



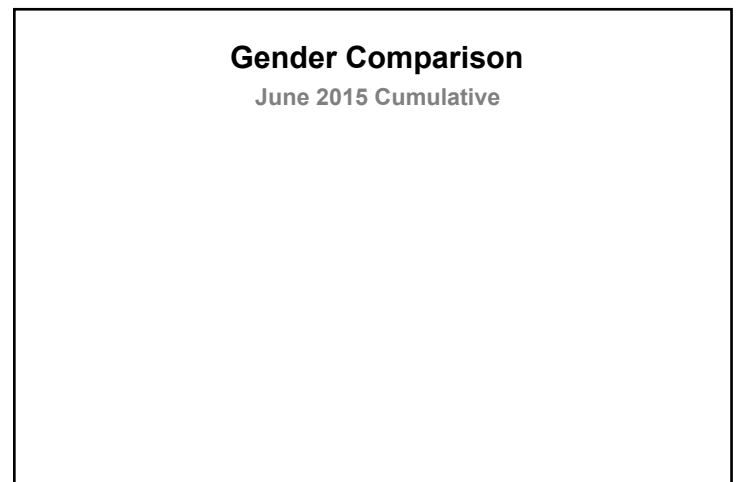
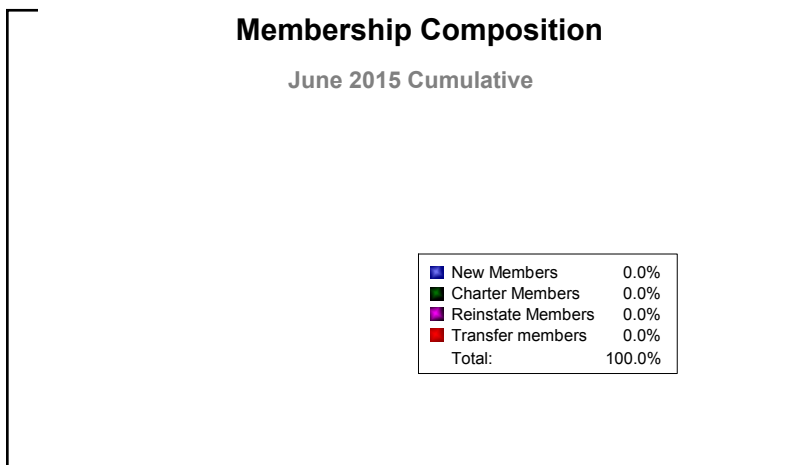
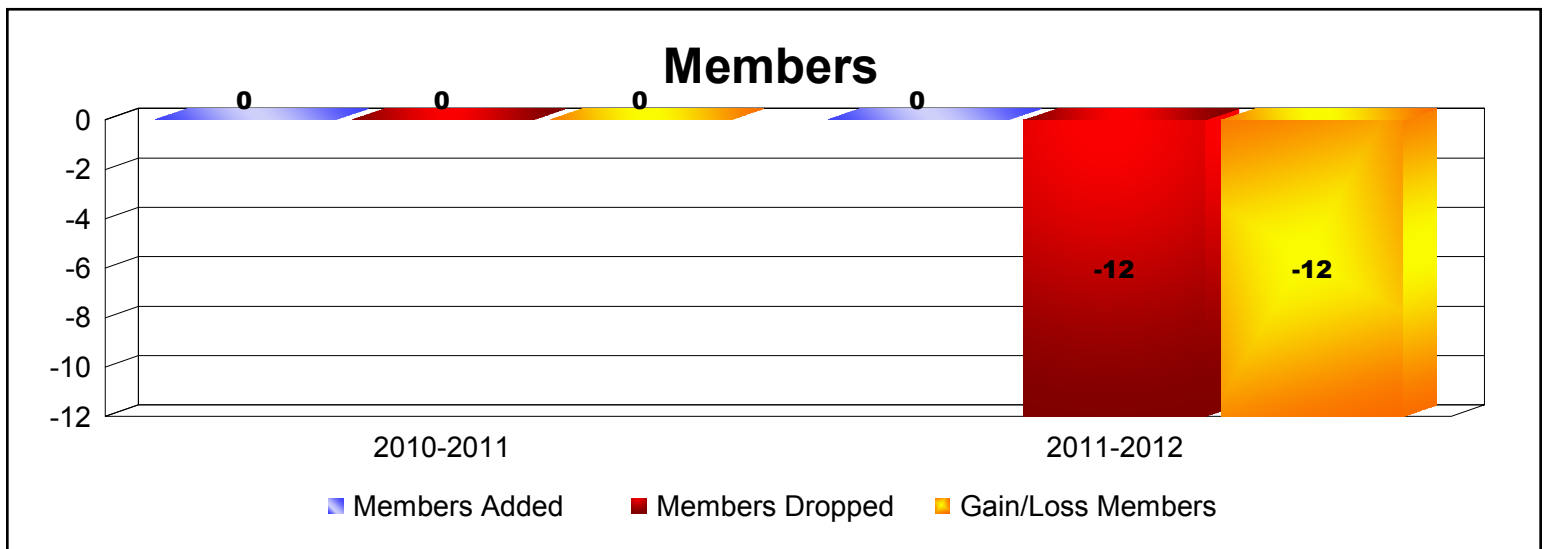
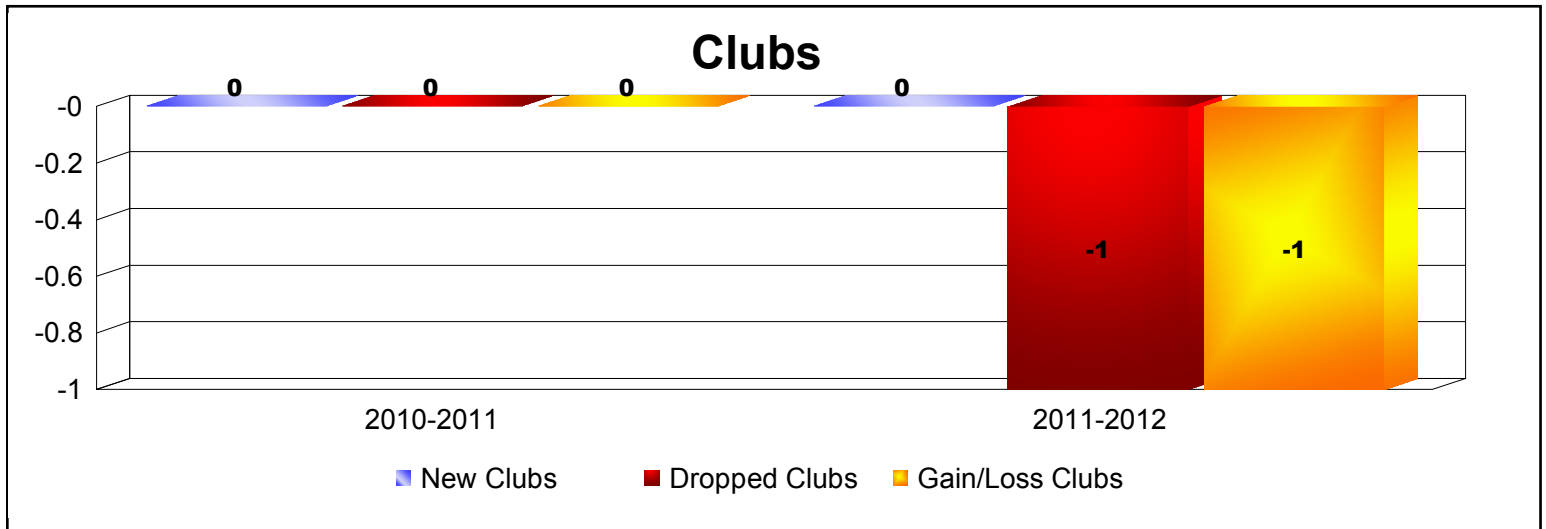
| Year | New Clubs | Dropped Clubs | Gain/ Loss Clubs | New Members | Charter Members | Reinstate Members | Transfer Members | Total Member Added | Total Members Dropped | Gain/ Loss Members |
|----------------|-----------|---------------|------------------|-------------|-----------------|-------------------|------------------|--------------------|-----------------------|--------------------|
| 2010-2011 | 0 | 0 | 0 | 9 | 0 | 2 | 0 | 11 | -9 | 2 |
| 2011-2012 | 1 | 0 | 1 | 32 | 28 | 2 | 3 | 65 | -36 | 29 |
| 2012-2013 | 2 | 0 | 2 | 18 | 64 | 1 | 0 | 83 | -85 | -2 |
| 2013-2014 | 1 | -1 | 0 | 10 | 35 | 5 | 0 | 50 | -64 | -14 |
| 2014-2015 | 1 | -1 | 0 | 23 | 40 | 0 | 0 | 63 | -55 | 8 |
| Average | 1 | 0 | 1 | 18 | 33 | 2 | 1 | 54 | -50 | 5 |



| Year | New Clubs | Dropped Clubs | Gain/ Loss Clubs | New Members | Charter Members | Reinstate Members | Transfer Members | Total Member Added | Total Members Dropped | Gain/ Loss Members |
|----------------|-----------|---------------|------------------|-------------|-----------------|-------------------|------------------|--------------------|-----------------------|--------------------|
| 2010-2011 | 1 | 0 | 1 | 33 | 22 | 20 | 1 | 76 | -39 | 37 |
| 2011-2012 | 0 | 0 | 0 | 7 | 0 | 4 | 2 | 13 | -22 | -9 |
| 2012-2013 | 0 | 0 | 0 | 15 | 0 | 1 | 0 | 16 | -21 | -5 |
| 2013-2014 | 0 | 0 | 0 | 17 | 0 | 0 | 0 | 17 | -27 | -10 |
| 2014-2015 | 2 | 0 | 2 | 26 | 48 | 2 | 1 | 77 | -13 | 64 |
| Average | 1 | 0 | 1 | 20 | 14 | 5 | 1 | 40 | -24 | 15 |



| Year | New Clubs | Dropped Clubs | Gain/ Loss Clubs | New Members | Charter Members | Reinstate Members | Transfer Members | Total Member Added | Total Members Dropped | Gain/ Loss Members |
|----------------|-----------|---------------|------------------|-------------|-----------------|-------------------|------------------|--------------------|-----------------------|--------------------|
| 2010-2011 | 0 | 0 | 0 | 0 | 0 | 0 | 0 | 0 | 0 | 0 |
| 2011-2012 | 0 | -1 | -1 | 0 | 0 | 0 | 0 | 0 | -12 | -12 |
| Average | 0 | -1 | -1 | 0 | 0 | 0 | 0 | 0 | -6 | -6 |



| Year | New Clubs | Dropped Clubs | Gain/ Loss Clubs | New Members | Charter Members | Reinstate Members | Transfer Members | Total Member Added | Total Members Dropped | Gain/ Loss Members |
|----------------|-----------|---------------|------------------|-------------|-----------------|-------------------|------------------|--------------------|-----------------------|--------------------|
| 2010-2011 | 0 | 0 | 0 | 0 | 0 | 0 | 0 | 0 | 0 | 0 |
| 2011-2012 | 0 | 0 | 0 | 0 | 0 | 0 | 0 | 0 | 0 | 0 |
| 2012-2013 | 0 | 0 | 0 | 8 | 0 | 0 | 0 | 8 | -13 | -5 |
| 2013-2014 | 0 | -1 | -1 | 0 | 0 | 0 | 0 | 0 | -17 | -17 |
| Average | 0 | 0 | 0 | 2 | 0 | 0 | 0 | 2 | -8 | -6 |

